

Public data

The awesomest trend in government since democracy

▶ LOCATIONS OF CHICAGO FORECLOSURES STARTED IN 2006

The subprime mortgage market in Chicago continues to exceed 10% of loans, according to First American Loan Performance.

Those home mortgages account for 6.6% of foreclosures, compared with only 0.4% of prime loans. Nearly 15% of subprime loans are at least 60 days past due.

Each blue spot is a mortgage in foreclosure on a single-family home (one to four units) or condo. To the extent possible, commercial and multifamily buildings were excluded from the analysis.

Source: National Training and Information Center

Each of the points on this map represents a foreclosure in the Chicago area. This is the story of one of them.

Commercial Foreclosures

Enter a zip code below to find the most recent commercial foreclosure lawsuits. The map will display the foreclosures in that zip code. Zoom in for more data including claim amount, defendants, plaintiffs and PIN number. Foreclosures are archived for two weeks.

To find a zip code, visit the [USPS zip code finder](#) or use one of these maps:

[Chicago](#) | [Suburban Cook](#) | [DuPage](#) | [Kane](#) | [Lake](#) | [McHenry](#) | [Will](#)

Click "Search" with the search box empty to see all records at once.

Zip Code

County



Page 1 of 1 100 View 1 - 3 of 3					
Date	Address	County	Amount	Plaintiff/Defendant	Case no.
2011-08-31	1519 E 73rd St, Chicago, IL 60619	Cook	\$108,999	Deutsche Bank Natl Trust Co Ttee vs Tanya Smitl	11CH00307
2011-08-26	327 E 72nd St, Chicago, IL 60619	Cook	\$325,133	Citimortgage Inc vs Silena Outten	11CH00303
2011-08-26	7934 S Wabash Ave, Chicago, IL 60619	Cook	\$443,905	Rbs Citizens Na vs Lee H Pierce Sr	11CH00303



LOCATIONS OF CHICAGO FORECLOSURES STARTED IN 2006

The subprime mortgage market in Chicago continues to exceed 10% of loans, according to First American Loan Performance.

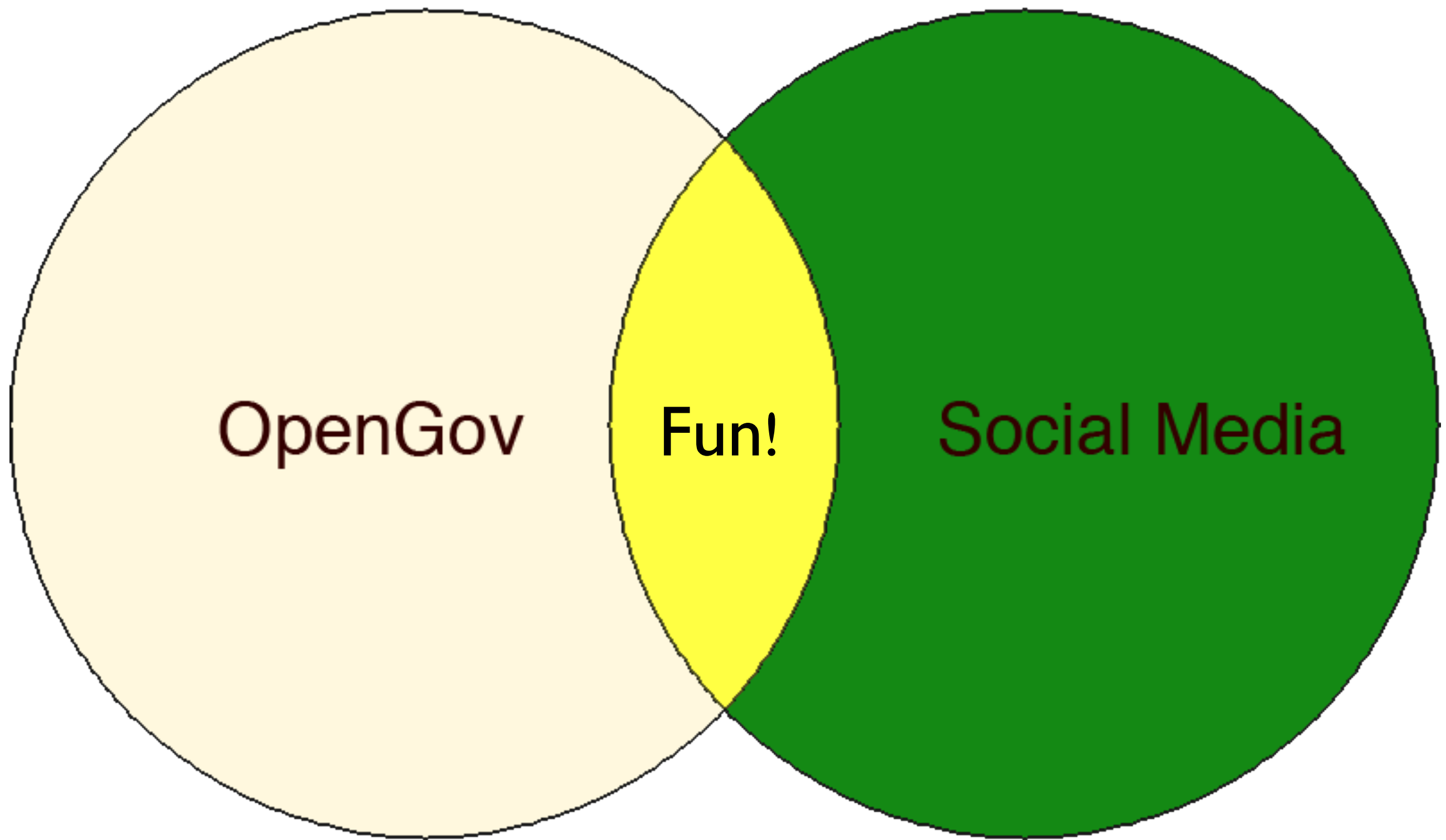
Those home mortgages account for 6.6% of foreclosures, compared with only 0.4% of prime loans. Nearly 15% of subprime loans are at least 60 days past due.

Each blue spot is a mortgage in foreclosure on a single-family home (one to four units) or condo. To the extent possible, commercial and multifamily buildings were excluded from the analysis.

Source: National Training and Information Center



There are 312 million dots.
Each dot is a story.





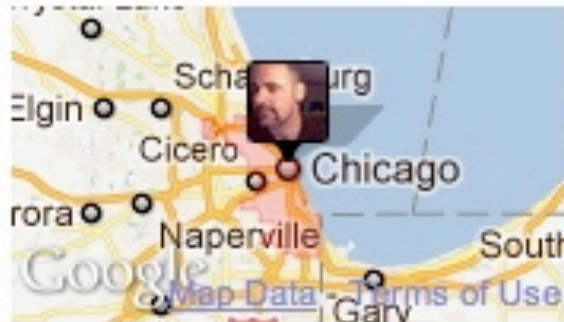
@Immerito

John Tolva

A week of being in wide-eyed reactive mode is quite enough. Time to get out in front.

20 May via [Twitter for iPhone](#)

☆ [Favorite](#) ↺ [Retweet](#) ↩ [Reply](#)



from Chicago

Illinois, US

[View Tweets about this place](#)

**Unsaved View**[Save As...](#)[Revert](#)Based on **Building Permits**

Permits issued by the Department of Buildings in the City of Chicago from 2006 to the present. The dataset for each year ▶

[More Views](#)[Filter](#)[Visualize](#)[Export](#)[Find](#)

	PERMIT#	PERMIT_TYPE	ISSUE_DATE	ESTIMATED_COST	AMOUNT_WAIVED	AMOUNT_PAID	TOTAL
1	100368262	PERMIT - SIGNS	09/16/2011	\$1,500.00	\$0.00	\$200.00	
2	100385561	PERMIT - SIGNS	09/16/2011	\$2,000.00	\$0.00	\$200.00	
3	100411178	PERMIT - ELECTRIC WIRING	09/16/2011	\$1,800.00	\$0.00	\$150.00	
4	100411177	PERMIT - ELECTRIC WIRING	09/16/2011	\$300.00	\$0.00	\$50.00	
Totals	239322						

Visualize

Conditional Format

Calendar

Map

ChartView data can be
charts

Chart Setup

* Chart Type

Configuration

Warning: Bar c
with more than
Try creating a
limits the number
a ba

* Groups

X-Axis Title

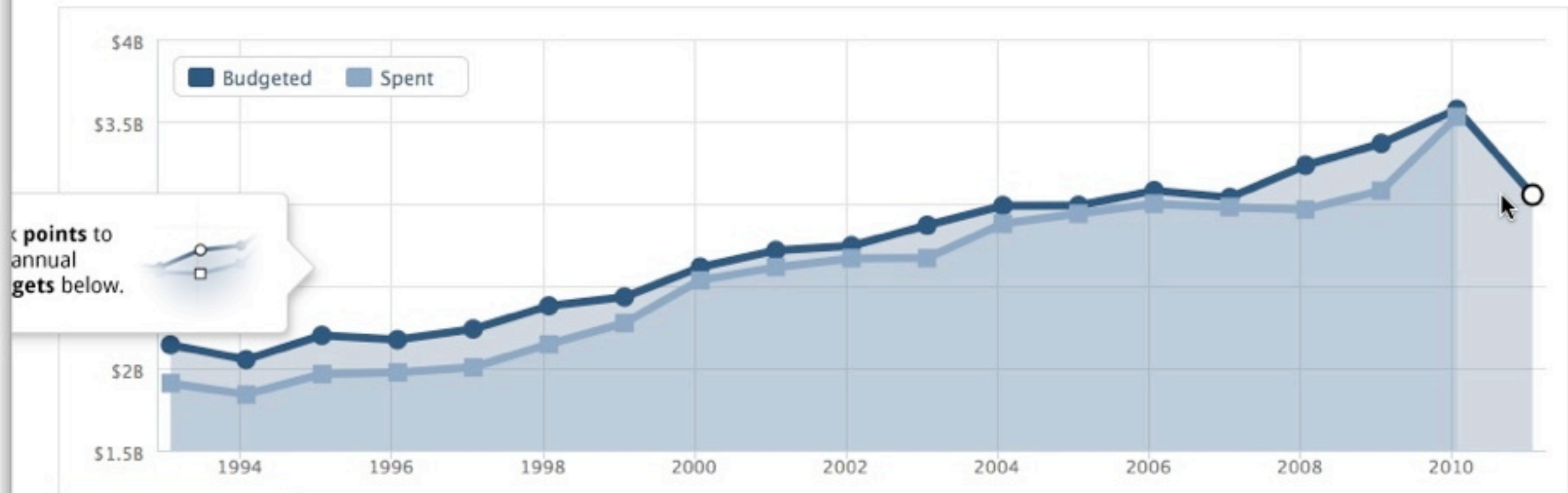
Y-Axis Title

Data Columns

Colors may be o
Formatting. Click
conditional form

Cook County Budget

Explore Cook County's budget from 1993 to 2011 and learn how the money is being spent. [More about this project »](#)



Where's it going?

Who controls it?

2011 Cook County Budget

Breakdown by fund

\$3,055,084,198.00

-14.6% budgeted from 2010

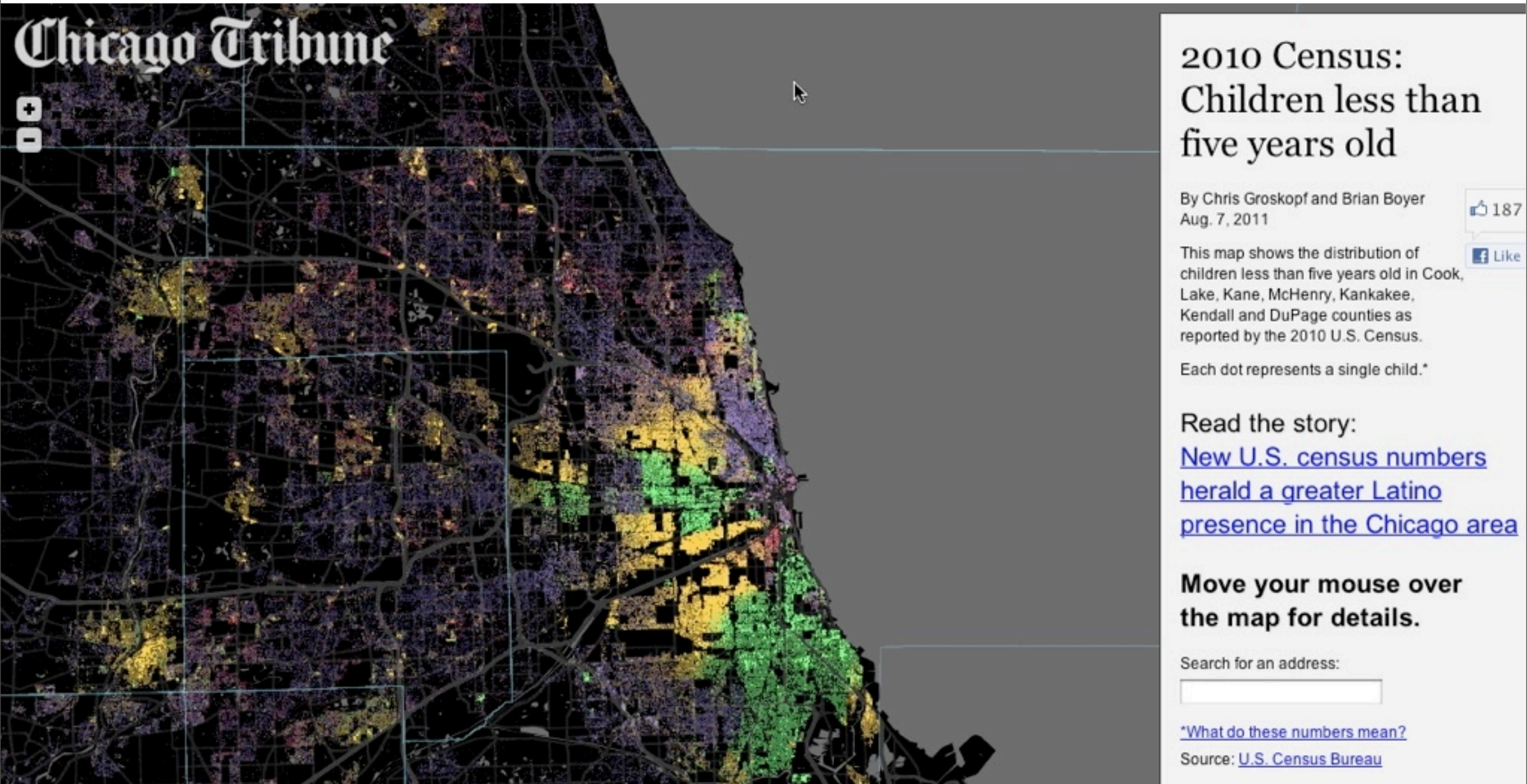
\$0.00[†]

Fund	Budgeted ▼	Spent	Budgeted vs. spent
+ Public Safety Fund	\$1,248,263,013.00	\$0.00	<div></div>
+ Health Fund	\$911,860,231.00	\$0.00	<div></div>
+ Special Purpose Fund	\$716,827,213.00	\$0.00	<div></div>
+ Corporate Fund	\$169,406,581.00	\$0.00	<div></div>
+ Allowance for Uncollected Taxes	\$8,727,160.00	\$0.00	<div></div>

Public data: Private jobs

 NOAA NATIONAL OCEANIC AND ATMOSPHERIC ADMINISTRATION <small>UNITED STATES DEPARTMENT OF COMMERCE</small>	 The Weather Channel <small>SM</small>	
United States Census 2010	 CLARITAS	 esri
	 MORNINGSTAR	Capital IQ <small>A Standard & Poor's Business</small>
 SPACE-BASED POSITIONING NAVIGATION & TIMING <small>NATIONAL EXECUTIVE COMMITTEE</small>	NAVTEQ  GARMIN	 Google maps

Public data: Private innovation





311 Taxi Complaints

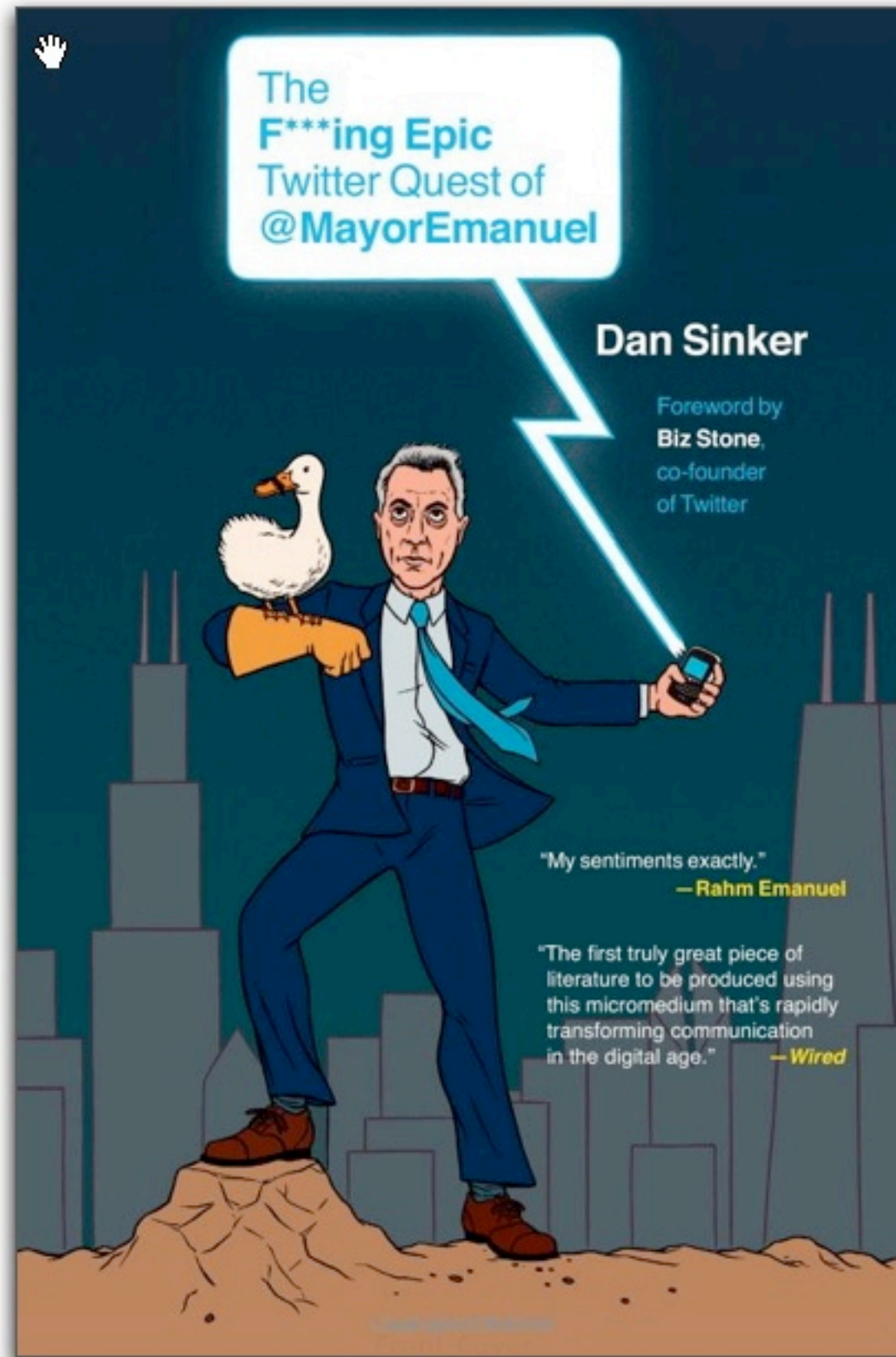
A spreadsheet listing NYC 311 taxi complaints



1 More Views

Filter

	Created Date	Created Time	SR #	Form Name	Status
1	07/01/2011 02:00:00 AM -0500	12:19:39 AM	1-1-664260664	TLC Passenger Complaint/Compliment	Assigned
2	07/01/2011 02:00:00 AM -0500	2:34:58 AM	1-1-664260744	TLC Passenger Complaint/Compliment	Assigned
3	07/01/2011 02:00:00 AM -0500	3:28:34 AM	1-1-664292654	TLC Passenger Complaint/Compliment	Assigned
4	07/01/2011 02:00:00 AM -0500	5:36:41 AM	1-1-664326999	TLC Passenger Complaint/Compliment	Assigned
5	07/01/2011 02:00:00 AM -0500	5:43:33 AM	1-1-664292700	TLC Passenger Complaint/Compliment	Assigned
6	07/01/2011 02:00:00 AM -0500	8:21:08 AM	1-1-664343911	TLC Passenger Complaint/Compliment	Assigned
7	07/01/2011 02:00:00 AM -0500	9:03:32 AM	1-1-664296593	TLC Passenger Complaint/Compliment	Assigned
8	07/01/2011 02:00:00 AM -0500	9:04:03 AM	1-1-664367839	TLC Passenger Complaint/Compliment	Closed
9	07/01/2011 02:00:00 AM -0500	9:54:19 AM	1-1-664228631	TLC Non-Passenger Complaint	Closed
10	07/01/2011 02:00:00 AM -0500	10:12:36 AM	1-1-664337290	TLC Passenger Complaint/Compliment	Assigned
11	07/01/2011 02:00:00 AM -0500	10:32:57 AM	1-1-663786140	TLC Passenger Complaint/Compliment	Closed
12	07/01/2011 02:00:00 AM -0500	10:34:22 AM	1-1-664400031	TLC Passenger Complaint/Compliment	Closed
13	07/01/2011 02:00:00 AM -0500	10:40:32 AM	1-1-664406991	TLC Non-Passenger Complaint	Closed
14	07/01/2011 02:00:00 AM -0500	10:56:51 AM	1-1-664407321	TLC Passenger Complaint/Compliment	Closed
15	07/01/2011 02:00:00 AM -0500	11:01:53 AM	1-1-664400501	TLC Non-Passenger Complaint	Assigned
16	07/01/2011 02:00:00 AM -0500	1:04:55 PM	1-1-663786135	TLC Passenger Complaint/Compliment	Closed
17	07/01/2011 02:00:00 AM -0500	1:36:47 PM	1-1-664405611	TLC Passenger Complaint/Compliment	Assigned
18	07/01/2011 02:00:00 AM -0500	1:38:24 PM	1-1-664467021	TLC Passenger Complaint/Compliment	Assigned



Mayor Emanuel and @mayoremanuel

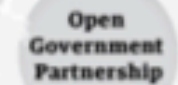


OUT IN THE OPEN

More and more companies are making the data they collect and generate publicly available through the release of APIs, which are used by developers in building new products—like FarmVille, based on Facebook's API. Since 2005, more than 3,700 APIs have been launched



From education to energy, health to poverty, and finance to demographics, governments and NGOs are opening up their data troves so that anyone can look for patterns and create informed solutions to global challenges.



Fingal County led the way in opening its data, which were used at the country's first Open Data Challenge in July. The city of Dublin will open its data in September.

United States  Launched by Vivek Kundra, the first chief information officer of the United States, Data.gov offers 389,730 data sets.

United Kingdom
Data.gov.uk contains more than 7,200 data sets from seven governmental publishers, including 989 from the Department of Health and 784 from the Department for Communities and Local Government.

Launched in July, the Kenya Open Data Initiative is the first sub-Saharan national data program and will be used to create infrastructure for human and economic development.

Data.gov.in launched in July. It was modeled after the U.S. and UK sites, but with many data sets restricted to agency access only.

 Philippines

OGP COMMITTEE MEMBER
GOVERNMENT DATA RELEASE



“One of the best roles of government is to collect good information. Good information enables us to make much better decisions and optimize ourselves.”

Richard Florida

Senior Editor at *The Atlantic*, and Director of the Martin Prosperity Institute at the University of Toronto's Rotman School of Management, author of *The Creative Class* and *The Great Reset*.

Citizens as Sensors




Citizens as First responders



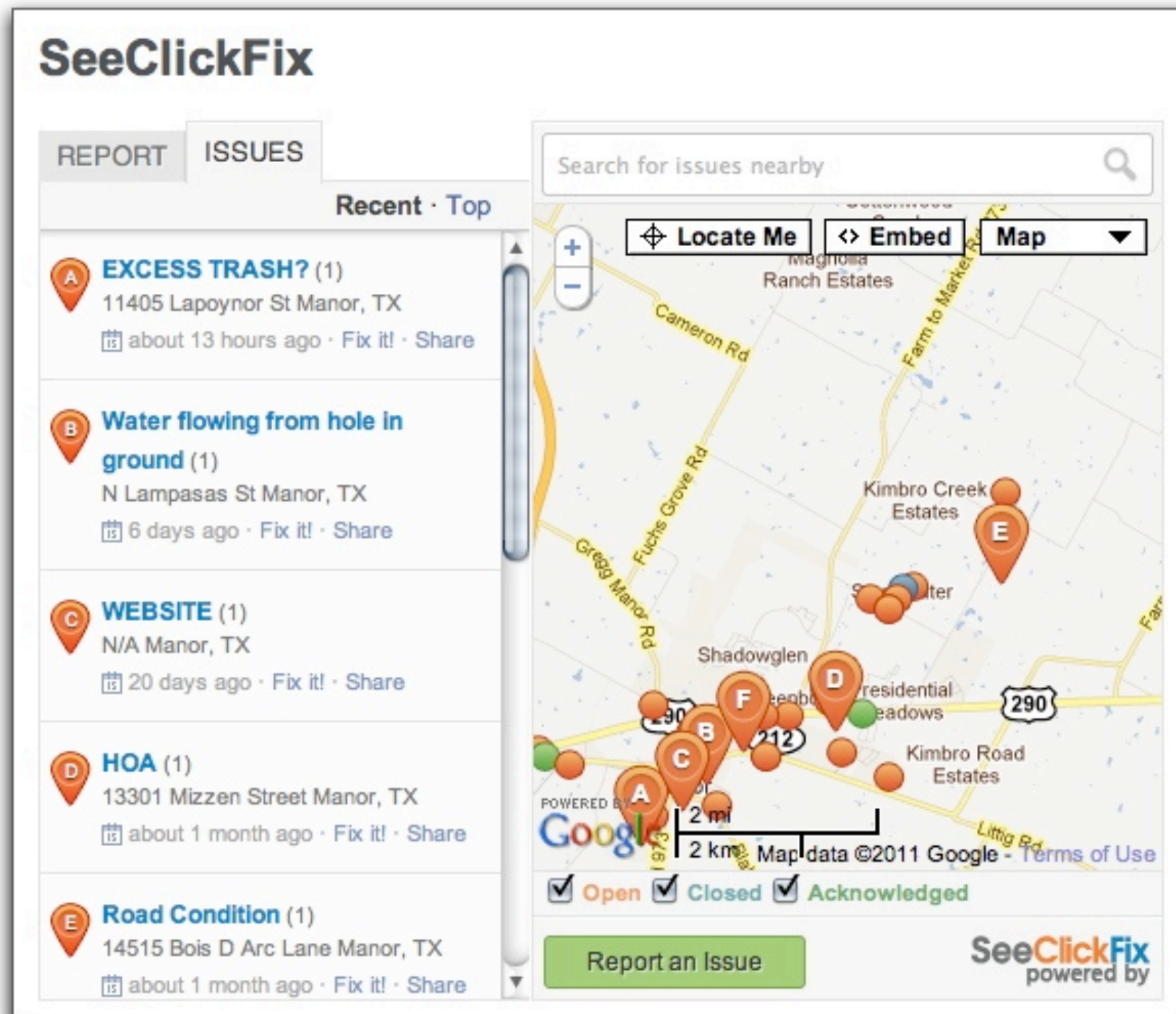
CrisisCamp participants help coordinate relief efforts during natural disasters

Citizens as Participants



Philadelphia solicits opinions on the Public Data the public **Wants**

Big Ideas: Small towns



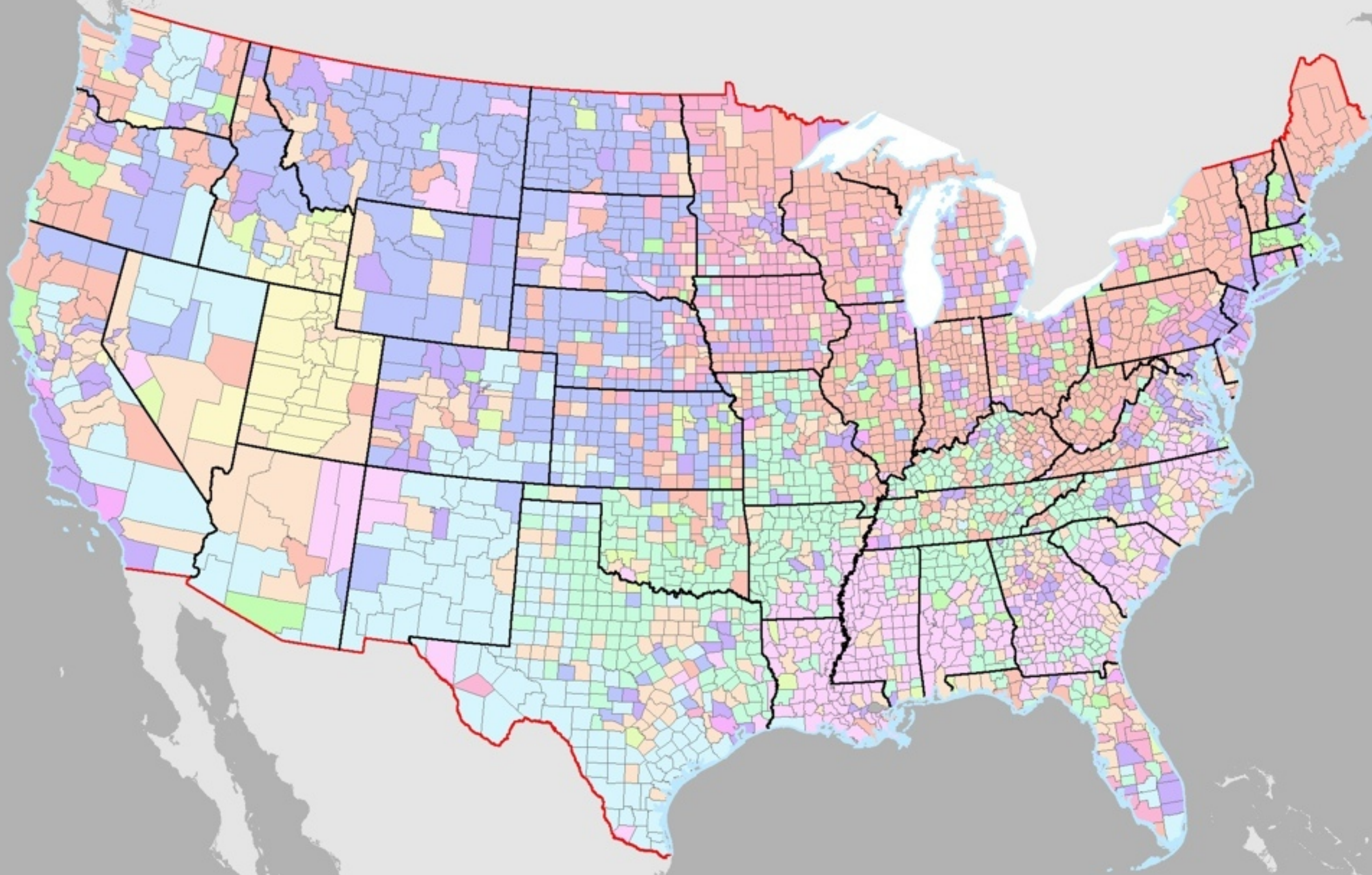
A 311-style app for Manor, Texas. **Population: 1,500**

Citizens as Data Collectors



A smart fridge: Senses and reports on its contents

Patchwork Nation



0 250 500 Miles

Public Data: Goals

- Public Data = Creative jobs
- As data providers, listen to your users

Matt Carmichael

mcarmichael@adage.com

<http://demographer.us>

@mcarmichael and @adagestat